



When Buying From Deso, You Are Buying More Than Products, You Are Buying Quality And Service

JEEP&SUV&OFFROAD WINCH SERIES(DST8000)

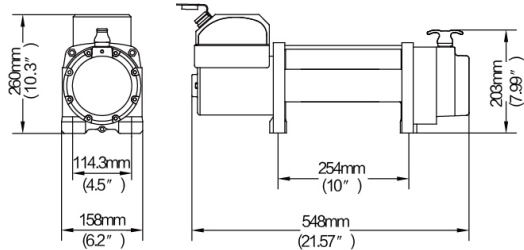
FEATURES:

- Sealed Winch Body And Anti-High Temperature Silver Contacts, 450A Sealed Contactor
- All Components Meet European Safety Regulation 50% Overload Test
- Chrome Plated Aluminium Ergonomic Free Spool Knob Lifts And Turns Effortlessly. Easily Rotate in 45 Degree Gearbox design Allows Winch Mounted On Vehicle Bumper
- Two Types Control Boxes Provide Different Appearance And Multiple Mounting Demands
- Meet SAEJ706 Standard And With CE Approved



PARAMETER:

- Single Line Rated Pull: 8000LBS(3632KG)
- Motor(Series Wound): 5.0HP/3.7KW(12V DC)
6.5HP/4.8KW(24V DC)
- Gear Train: 3 Stage Gear-Driven
- Gear Ratio: 196:1
- Clutch: Pull And Turn
- Braking Action: Mechanical Automatic Load Holding
- Fairlead: 4-Way Roller Fairlead
- Wire Rope: 5/16"×95' (Φ 8.1MM×29M)
- Drum Size: 2.48"×8.8" (63MM×224MM)
- Dimension: 21.57"×6.2"×10.3" (548MM×158MM×260MM)
- Bolt Pattern: 10"×4.5" (254MM×114.3MM)
- New Weight(Wire Rope Included): 91.6LBS(41.6KG)



LINE SPEED AND MOTOR CURRENT(FIRST LAYER)

12V DC

Line Pull		Line Speed		Motor Current (AMPS)
KG	LBS	MPM	FPM	
0	0	5.4	17.7	90
908	2000	3.5	12.2	160
1814	4000	3	9.8	220
2724	6000	2.5	8.2	280
2632	8000	1.5	4.9	350

24V DC

Line Pull		Line Speed		Motor Current (AMPS)
KG	LBS	MPM	FPM	
0	0	5.4	17.7	70
1816	4000	2.8	9.2	90
2724	6000	2.0	6.6	130
3632	8000	1.7	5.6	165

LINE PULL AND CABLE CAPACITY

Layer Of Cable	Rated Line Pull Per Layer		Cable Capacity Per Layer	
	KG	LBS	M	FT
1	3632	8000	6.0	19.8
2	3142	6922	13.4	44.1
3	2650	5389	22.2	72.9
4	2292	5048	29	95



When Buying From Deso, You Are Buying More Than Products, You Are Buying Quality And Service

JEEP&SUV&OFFROAD WINCH SERIES(DST10000)

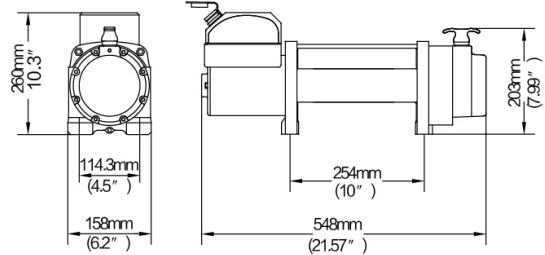
FEATURES:

- Sealed Winch Body And Anti-High Temperature Silver Contacts, 450A Sealed Contactor
- All Components Meet European Safety Regulation 50% Overload Test
- Chrome Plated Aluminium Ergonomic Free Spool Knob Lifts And Turns Effortlessly. Easily Rotate in 45 Degree Gearbox design Allows Winch Mounted On Vehicle Bumper
- Two Types Control Boxes Provide Different Appearance And Multiple Mounting Demands
- Meet SAEJ706 Standard And With CE Approved



PARAMETER:

- Single Line Rated Pull: 10000LBS(4540KG)
- Motor(Series Wound): 5.2HP/3.8KW(12V DC)
6.5HP/4.8KW(24V DC)
- Gear Train: 3 Stage Gear-Driven
- Gear Ratio: 196:1
- Clutch: Pull And Turn
- Braking Action: Mechanical Automatic Load Holding
- Fairlead: 4-Way Roller Fairlead
- Wire Rope: 3/8"×85.3' (Φ 9.2MM×26M)
- Drum Size: 2.48"×8.8" (63MM×224MM)
- Dimension: 21.57"×6.2"×10.3" (548MM×158MM×260MM)
- Bolt Pattern: 10"×4.5" (254MM×114.3MM)
- New Weight(Wire Rope Included): 92LBS(41.8KG)



LINE SPEED AND MOTOR CURRENT(FIRST LAYER)

12V DC

Line Pull		Line Speed		Motor Current (AMPS)
KG	LBS	MPM	FPM	
0	0	5.7	19.0	90
1816	4000	3.6	11.8	180
2724	6000	2.4	7.9	280
3632	8000	1.8	5.9	350
4540	10000	1.6	5.2	420

24V DC

Line Pull		Line Speed		Motor Current (AMPS)
KG	LBS	MPM	FPM	
0	0	5.4	17.7	70
1816	4000	2.8	9.2	90
2724	6000	2.0	6.6	130
3632	8000	1.7	5.6	165
4540	10000	1.5	4.9	220

LINE PULL AND CABLE CAPACITY

Layer Of Cable	Rated Line Pull Per Layer		Cable Capacity Per Layer	
	KG	LBS	M	FT
1	4540	10000	5.4	17.7
2	3587	7900	12.2	40.0
3	2996	6600	20.4	66.9
4	2542	5600	26.0	85.3



When Buying From Deso, You Are Buying More Than Products, You Are Buying Quality And Service

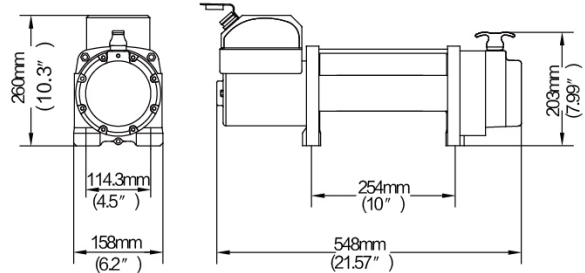
JEEP&SUV&OFFROAD WINCH SERIES(DST12000)

FEATURES:

- Sealed Winch Body And Anti-High Temperature Silver Contacts, 450A Sealed Contactor
- All Components Meet European Safety Regulation 50% Overload Test
- Chrome Plated Aluminium Ergonomic Free Spool Knob Lifts And Turns Effortlessly. Easily Rotate in 45 Degree Gearbox design Allows Winch Mounted On Vehicle Bumper
- Two Types Control Boxes Provide Different Appearance And Multiple Mounting Demands
- Meet SAEJ706 Standard And With CE Approved

PARAMETER:

- Single Line Rated Pull: 12000LBS(5448KG)
- Motor(Series Wound): 5.3HP/3.95KW(12V DC)
6.6HP/5KW(24V DC)
- Gear Train: 3 Stage Gear-Driven
- Gear Ratio: 196:1
- Clutch: Pull And Turn
- Braking Action: Mechanical Automatic Load Holding
- Fairlead: 4-Way Roller Fairlead
- Wire Rope: 3/8"×95' (Φ9.2MM×29M)
- Drum Size: 2.48"×8.8" (63MM×224MM)
- Dimension: 21.57"×6.2"×10.3" (548MM×158MM×260MM)
- Bolt Pattern: 10"×4.5" (254MM×114.3MM)
- New Weight(Wire Rope Included): 92LBS(41.8KG)



LINE SPEED AND MOTOR CURRENT(FIRST LAYER)

12V DC

Line Pull		Line Speed		Motor Current (AMPS)
KG	LBS	MPM	FPM	
0	0	5.7	19.0	90
1816	4000	3.6	11.8	180
2724	6000	2.4	7.9	280
3632	8000	1.8	5.9	350
4540	10000	1.6	5.2	420
5448	12000	1.0	3.3	480

24V DC

Line Pull		Line Speed		Motor Current (AMPS)
KG	LBS	MPM	FPM	
0	0	4.6	15.1	70
1816	4000	2.4	7.9	90
2724	6000	2.0	6.6	130
3632	8000	1.7	5.6	165
4540	10000	1.5	4.9	220
5448	12000	1.0	3.3	260

LINE PULL AND CABLE CAPACITY

Layer Of Cable	Rated Line Pull Per Layer		Cable Capacity Per Layer	
	KG	LBS	M	FT
1	5448	12000	5.4	17.7
2	4342	8563	12.3	40.4
3	3609	7949	20.5	67.3
4	3087	6801	26.0	85.3